

JAPAN RAIL PASS

Can also be Used for Shinkansen “bullet train” Travel



Akita Shinkansen "KOMACHI"
Akita Shinkansen (662.6 km)
Train Name: KOMACHI



Hokkaido Shinkansen "HAYABUSA" etc.
Hokkaido Shinkansen (148.8 km)
Train Names: HAYABUSA, HAYATE



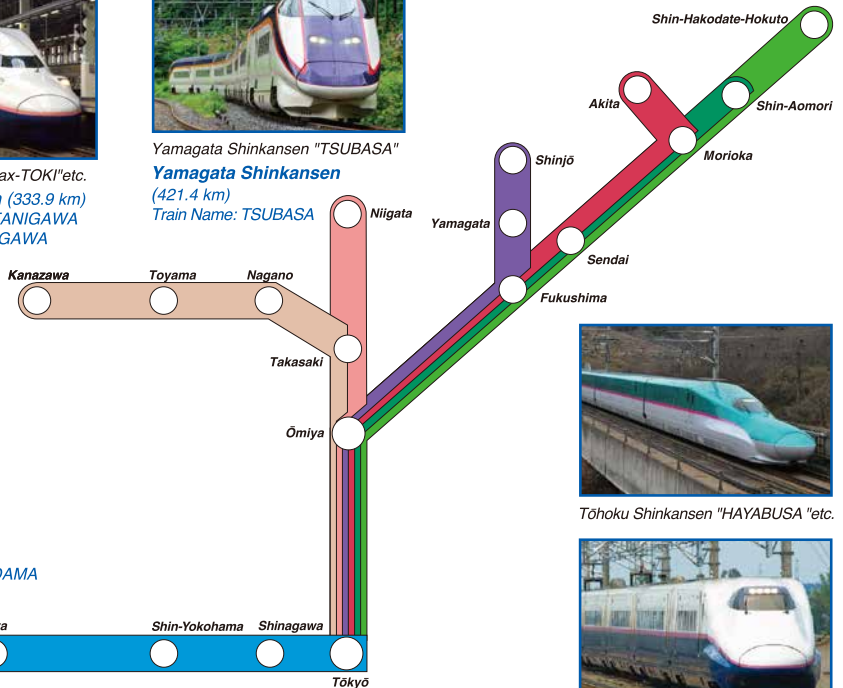
Hokuriku Shinkansen "KAGAYAKI" etc.
Hokuriku Shinkansen (450.5 km)
Train Names: KAGAYAKI, HAKUTAKA, TSURUGI, ASAMA



Jōetsu Shinkansen "Max-TOKI" etc.
Jōetsu Shinkansen (333.9 km)
Train Names: TOKI, TANIGAWA
Max-TOKI, Max-TANIGAWA



Yamagata Shinkansen "TSUBASA"
Yamagata Shinkansen
(421.4 km)
Train Name: TSUBASA



Sanyō & Kyūshū Shinkansen "SAKURA"
Sanyō Shinkansen (622.3 km)
Train Names: NOZOMI*, MIZUHO*, HIKARI (incl. HIKARI Rail Star), SAKURA, KODAMA
(Tokyo thru Hakata, 1,174.9km)



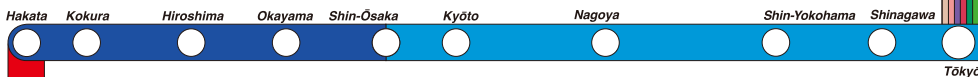
Tōkaidō & Sanyō Shinkansen "HIKARI"
Tōkaidō Shinkansen (552.6 km)
Train Names: NOZOMI*, HIKARI, KODAMA



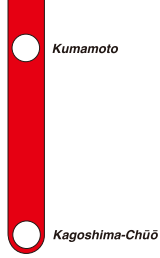
Tōhoku Shinkansen "HAYABUSA" etc.



Tōhoku Shinkansen "HAYATE," "YAMABIKO," etc.
Tōhoku Shinkansen (713.7 km)
Train Names: HAYABUSA, HAYATE, YAMABIKO, NASUNO



* There are six types of train services, "NOZOMI," "MIZUHO," "HIKARI," "SAKURA," "KODAMA" and "TSUBAME" trains on the Tōkaidō, Sanyō and Kyūshū Shinkansen, and the stations at which trains stop vary with train types. The JAPAN RAIL PASS is only valid for "HIKARI," "SAKURA," "KODAMA" and "TSUBAME" trains, and not valid for any seats, reserved or non-reserved, on "NOZOMI" and "MIZUHO" trains. To travel on the Tōkaidō, Sanyō and Kyūshū Shinkansen, the pass holders must take "HIKARI," "SAKURA," "KODAMA" or "TSUBAME" trains, or pay the basic fare and the Shinkansen express charge to take "NOZOMI" and "MIZUHO" trains.



Kyūshū Shinkansen "Series 600"
Kyūshū Shinkansen (288.9 km)
Train Names: MIZUHO*, SAKURA, TSUBAME

